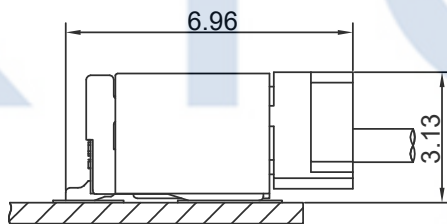
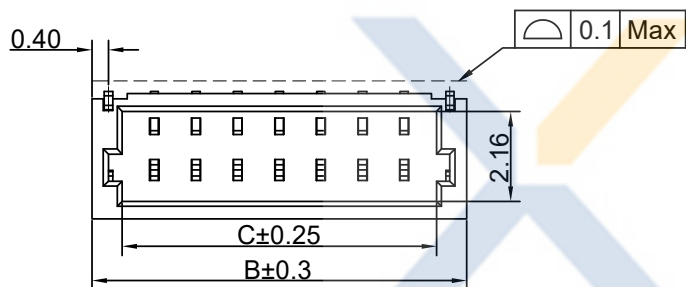
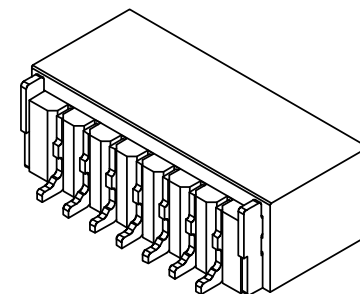
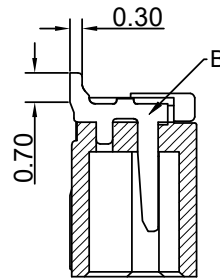
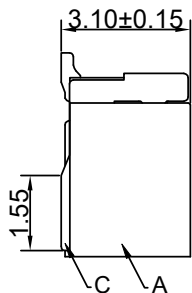
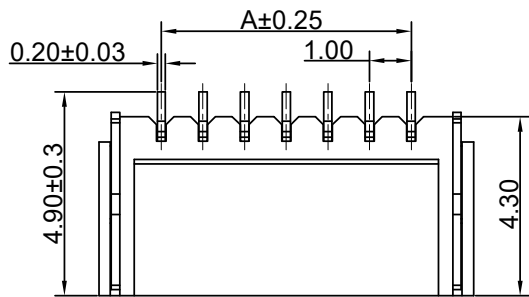
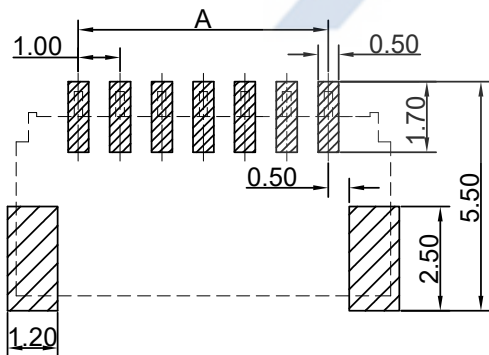


DRAWING FOR CUSTOMER



Assembly Layout



RECOMMENDED P.C.B LAYOUT
TOLERANCE UNSPECIFIED ±0.05mm

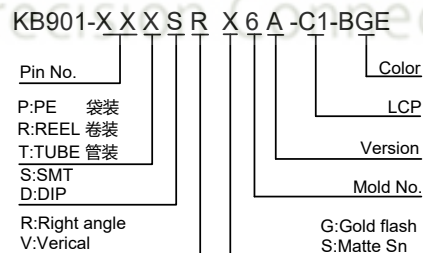
■SPEC.:

- Rated Voltage: 50V AC,DC
- Rated Current: 1.0A
- Withstand Voltage: 500V AC/minute
- Contact Resistance: 20mΩ max
- Insulation Resistance: 100MΩ min
- Temperature Range: -25°C~+105°C

■Material:

- Insulator(A): C1-LCP UL94V-0
Color: BGE-Beige; BK-Black
- Contact PIN(B): Phosphor Bronze
Finish: Gold/Matted Sn-Plated, over Nickel
- Solder Tab(C): Phosphor Bronze
Finish: Matted Sn-Plated, over Nickel

Poles	Dimensions (mm)		
	A	B	C
02	1.00	4.00	2.45
03	2.00	5.00	3.45
04	3.00	6.00	4.45
05	4.00	7.00	5.45
06	5.00	8.00	6.45
07	6.00	9.00	7.45
08	7.00	10.00	8.45
09	8.00	11.00	9.45
10	9.00	12.00	10.45
11	10.00	13.00	11.45
12	11.00	14.00	12.45
13	12.00	15.00	13.45
14	13.00	16.00	14.45
15	14.00	17.00	15.45
16	15.00	18.00	16.45
20	19.00	22.00	20.45



XYCO 东莞市轩业电子科技有限公司
TEL: 0769-8297 9981/2/3 http://www.XYCO.com.cn

2011-03-07		A	KB901-XXXSRX6A-C1-BGE		Devin	TOLERANCE 公差	DRAWING 設計者	Devin	KB901-XXXSRX6A-C1-BGE	
DATE 日期	VER 版本	CHANGE HISTORY 變更歷史	CHANGED NAME 修改後料號	DRAWING 變更者		.X=±0.30 .XX=±0.20 .XXX=±0.10	CHECKED 審查	Thomas	PART NO. 料號	UNIT 單位
							APPROVED 核准	William	DWG NO. 圖號	mm
									PE1904012A	PRODUCT NAME 產品名稱

SHR1.0mm Wire To Board	
SMT Right Angle Wafer	