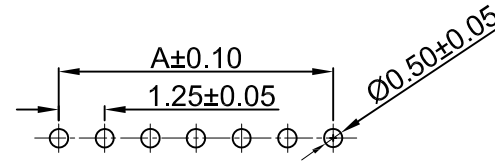
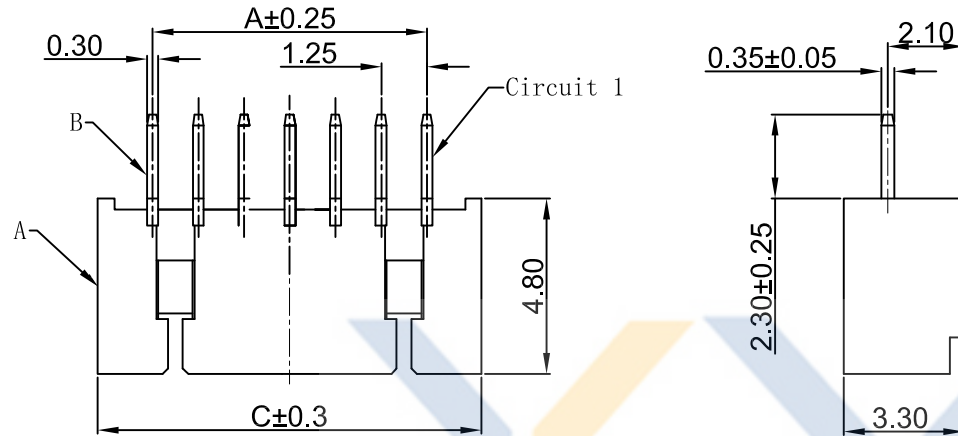
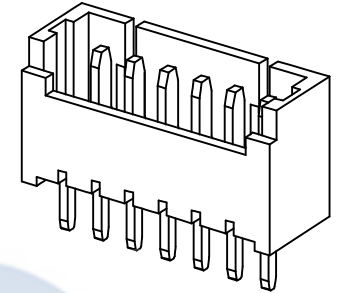


DRAWING FOR CUSTOMER



SUGGESTED PCB LAYOUT
(COMPONENT SIDE)



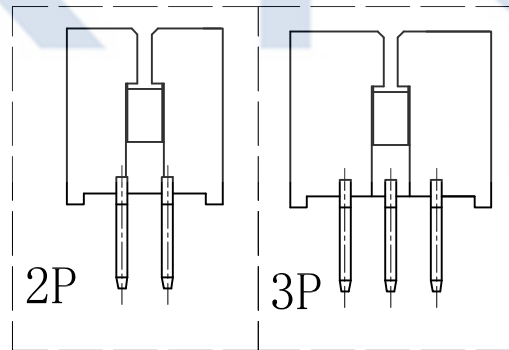
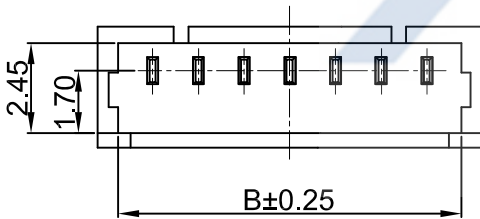
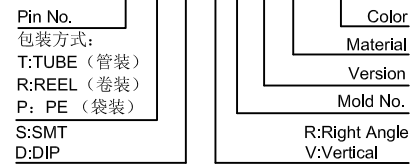
■ SPEC.:

- Rated Voltage: 125V AC, DC
- Rated Current: 1A AC, DC
- Withstand Voltage: 500V AC/minute
- Contact Resistance: 20mΩ max
- Insulation Resistance: 100MΩ min
- Temperature Range: -25°C ~ +105°C

■ Material

- Insulator(A): C1-LCP UL94V-0
Color: BGE-Beige; BK-Black
- Contact(B): Brass
Finish: Tin-Plated, over Nickel

KB915-XX X D V 6 A-C1- XX



Poles	Dimensions (mm)		
	A	B	C
02	1.25	3.20	4.25
03	2.50	4.45	5.50
04	3.75	5.70	6.75
05	5.00	6.95	8.00
06	6.25	8.20	9.25
07	7.50	9.45	10.50
08	8.75	10.70	11.75
09	10.00	11.95	13.00
10	11.25	13.20	14.25
11	12.50	14.45	15.50
12	13.75	15.70	16.75
13	15.00	16.95	18.00
14	16.25	18.20	19.25
15	17.50	19.45	20.50
16	18.75	20.70	21.75

XYCO 东莞市轩业电子科技有限公司
TEL: 0769-8297 9981/2/3 http://www.XYCO.com.cn

DATE 日期	VER 版本	CHANGE HISTORY 變更歷史	CHANGED NAME 修改後料號	DRAWING 變更者	TOLERANCE 公差 .X=±0.30 .XX=±0.20 .XXX=±0.10	DRAWING 設計者	Devin	KB915-XXXDV6A-C1-XX	UNIT 單位	mm	PRODUCT NAME 產品名稱	53047 PH1.25mm Wire To Board DIP Vertical Wafer
2013-09-20	A		KB915-XXXDV6A-C1-XX	Devin		CHECKED 審查	Thomas	PART NO. 料號				
						APPROVED 核准	William	DWG NO. 圖號	PE1904001A			