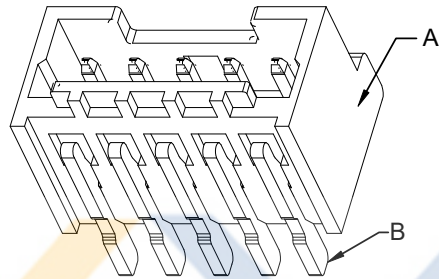
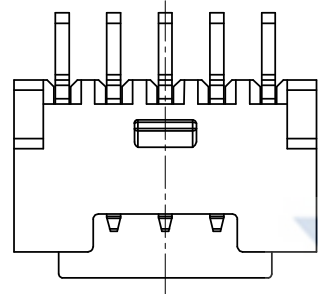


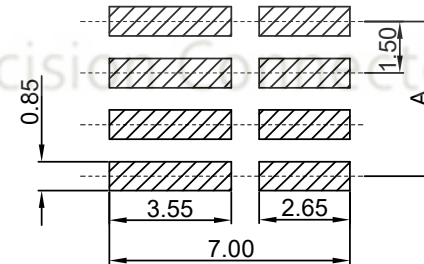
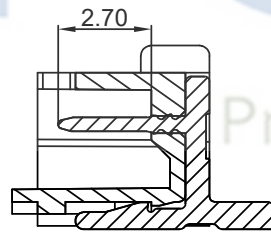
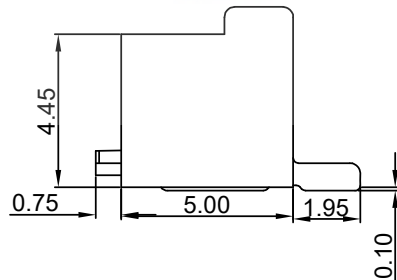
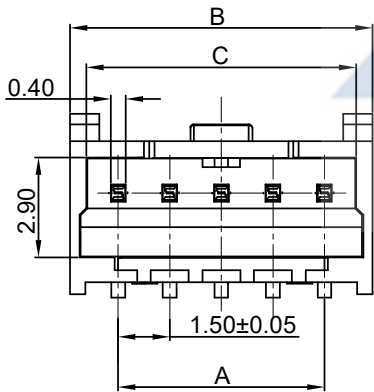
DRAWING FOR CUSTOMER

- SPEC.:
- Rated Voltage:250V AC,DC
 - Rated Current:3A AC,DC
 - Withstand Voltage:500V AC/minute
 - Contact Resistance:20mΩ max
 - Insulation Resistance:1000MΩ min
 - Temperature Range:-25℃~+85℃

- Material :
- Insulator(A): P3-PA6T UL94V-0
Color:BGE-Beige
 - Contact Pin(B):Brass
Finish: Tin-plated;over Nickel



3D View



Recommend PCB Layout

KB920-XX X S L R 5 A -XX-XX

Pin No.	Color
T:TUBE 管裝	Material
R:REEL 卷裝	Version
P:PE 袋裝	Mold No.
D:DIP	R:Right Angle
S: SMT	V:Vertical
Lock	

Poles	Dimensions(mm)		
	A	B	C
02	1.50	4.30	3.35
03	3.00	5.80	4.85
04	4.50	7.30	6.35
05	6.00	8.80	7.85
06	7.50	10.30	9.35
07	9.00	11.80	10.85
08	10.50	13.30	12.35
09	12.00	14.80	13.85
10	13.50	16.30	15.35
11	15.00	17.80	16.85
12	16.50	19.30	18.35
13	18.00	20.80	19.85
14	19.50	22.30	21.35
15	21.00	23.80	22.85

XYCO 东莞市轩业电子科技有限公司
TEL: 0769-8297 9981/2/3 <http://www.XYCO.com.cn>

2015-10-20		A				TOLERANCE 公差	DRAWING 設計者	Devin	KB920-XXXSLR5A-XX-XX	
DATE 日期	VER 版本	CHANGE HISTORY 變更歷史	CHANGED NAME 修改後料號	DRAWING 變更者		.X=±0.30 .XX=±0.20 .XXX=±0.10	CHECKED 審查	Thomas	PART NO. 料號	UNIT 單位
							APPROVED 核准	William	DWG NO. 圖號	mm
									PE1907001A	PRODUCT NAME 產品名稱

87438 PH1.50mm Wire To Board
SMT Right Angle Wafer