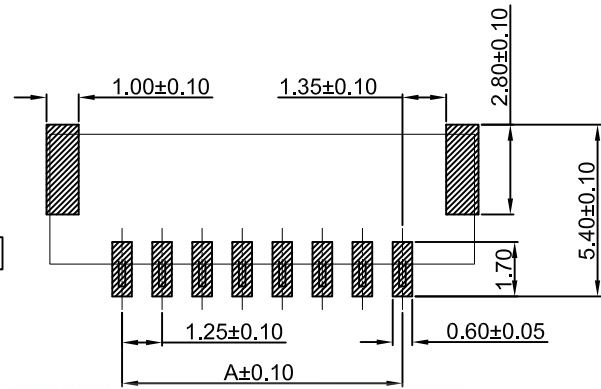
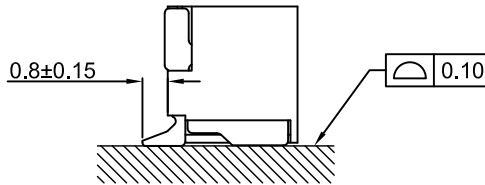
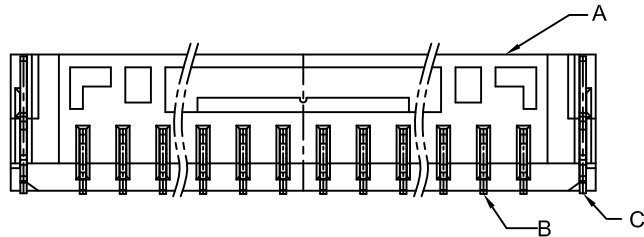


DRAWING FOR CUSTOMER

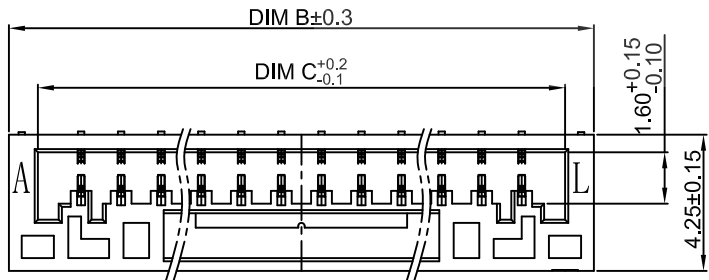
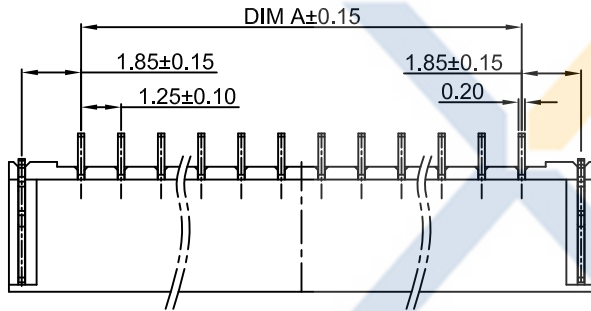


SUGGESTED PCB LAYOUT
(COMPONENT SIDE)

- SPEC.:
- Rated Voltage:50V AC,DC
 - Rated Current:1A AC,DC
 - Withstand Voltage:500V AC/minute
 - Contact Resistance:20mΩ max
 - Insulation Resistance:100MΩ min
 - Temperature Range:-25℃~+85℃

- Material:
- Insulator(A):LCP UL94V-0
 - Contact PIN(B): Phosphor Bronze
Finish:Matted Tin-Plated;over Nickel
 - Solder Tab(C):Phosphor Bronze
Finish:Matted Tin-Plated;over Nickel

Poles	Dimensions (mm)		
	A	B	C
02	1.25	5.75	3.75
03	2.50	7.00	5.00
04	3.75	8.25	6.25
05	5.00	9.50	7.50
06	6.25	10.75	8.75
07	7.50	12.00	10.00
08	8.75	13.25	11.25
09	10.00	14.50	12.50
10P	11.25	15.75	13.75
11P	12.50	17.00	15.00
12P	13.75	18.25	16.25
13P	15.00	19.50	17.50
14P	16.25	20.75	18.75
15P	17.50	22.00	20.00



KB918-XX X S R 6 A

Pin No. Version
 Mold No.
 R:Right Angle
 V:Vertical
 D:DIP
 S: SMT

T:TUBE 管裝
R:REEL 卷裝
P:PE 袋裝

XYCO 东莞市轩业电子科技有限公司
TEL: 0769-8297 9981/2/3 http://www.XYCO.com.cn

2016-06-12		A	CHANGE HISTORY 變更歷史	KB918-XXXSR6A	Devin	TOLERANCE 公差	DRAWING 設計者	Devin	KB918-XXXSR6A		UNIT 單位		PRODUCT NAME 產品名稱	GHR PH1.25mm Wire To Board SMT Right Angle Wafer
DATE 日期	VER 版本	CHANGED NAME 修改後料號				DRAWING 變更者	.X±0.30 .XX±0.20 .XXX±0.10	CHECKED 審查	Thomas	PART NO. 料號	mm			
APPROVED 核准	William	DWG NO. 圖號				PE1708005A	mm							